


URW547 MINI-CRAWLER CRANE

SPYDERCRANE

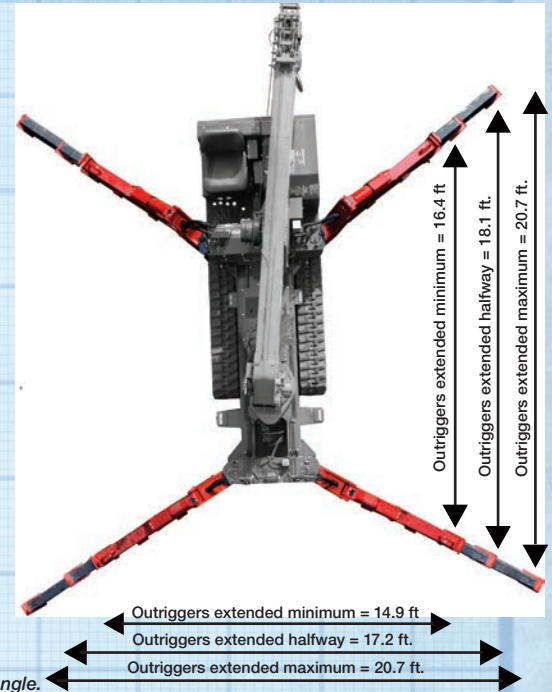
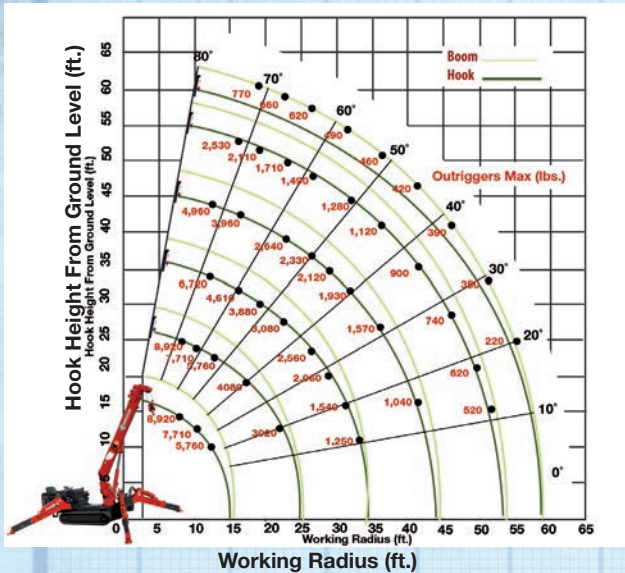
TECHNICAL SPECIFICATIONS ASME/B-30.5 Compliant

DESIGNED TO GO WHERE OTHER CRANES CAN'T

Engineered and manufactured by the Japanese crane industry leader FURUKAWA UNIC Corp., the SPYDERCRANE offers versatility, maneuverability and lifting capacity in a compact design which enables you to quickly, safely and easily meet all of your restricted and confined-area lifting requirements. SPYDERCRANES are sold locally by CHASE Elevating Equipment. Each unit is backed by years of industry and application experience, complete inventory of genuine spare parts and accessories, with superior local service and support.



WORKING RADIUS

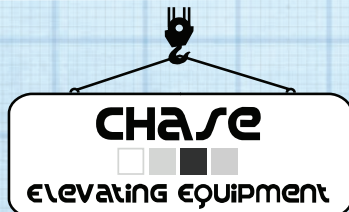


LOAD CHART Lifting capacity varies depending on outrigger configuration, boom length and angle.

ALL BOOMS RETRACTED AND SECOND STAGE EXTENDED														
Working Radius (ft.)	8.0	10.0	11.0	13.0	14.0	16.0	18.0	19.0	23.0	24.6				
Outriggers Maximum (lbs.)	8,920	7,710	7,010	5,760	5,350	4,610	4,080	3,830	3,080	2,970				
Outriggers Halfway (lbs.)	8,920	7,710	7,010	5,760	5,300	4,350	3,710	3,400	2,340	2,000				
Outriggers Minimum (lbs.)	8,920	7,710	7,010	5,760	5,160	3,960	3,020	2,660	1,760	1,470				
THIRD STAGE EXTENDED														
Working Radius (ft.)	11.0	13.0	16.0	19.0	23.0	26.0	29.0	32.0	34.3					
Outriggers Maximum (lbs.)	6,720	5,760	4,610	3,230	3,080	2,560	2,060	1,540	1,250					
Outriggers Halfway (lbs.)	6,720	5,760	4,350	3,100	2,540	1,980	1,580	1,250	1,060					
Outriggers Minimum (lbs.)	6,720	5,760	3,910	2,810	1,960	1,490	1,170	930	770					
FOURTH STAGE EXTENDED														
Working Radius (ft.)	13.0	14.0	16.0	19.0	23.0	26.0	29.0	32.0	36.0	39.0	42.0	43.9		
Outriggers Maximum (lbs.)	4,960	4,510	3,960	3,230	2,640	2,330	2,120	1,930	1,570	1,240	1,040	940		
Outriggers Halfway (lbs.)	4,960	4,350	3,750	3,100	2,425	2,000	1,700	1,400	1,100	920	780	690		
Outriggers Minimum (lbs.)	4,960	4,350	3,750	2,810	1,870	1,540	1,290	1,030	810	670	550	480		
FIFTH STAGE EXTENDED														
Working Radius (ft.)	16.0	18.0	19.0	23.0	26.0	29.0	32.0	36.0	39.0	42.0	46.0	49.0	52.0	53.4
Outriggers Maximum (lbs.)	2,530	2,210	2,110	1,710	1,490	1,380	1,280	1,120	1,020	900	740	620	520	480
Outriggers Halfway (lbs.)	2,530	2,210	2,110	1,650	1,440	1,280	1,140	1,000	890	790	660	540	450	420
Outriggers Minimum (lbs.)	2,530	2,210	2,060	1,650	1,220	1,050	980	860	760	640	500	420	340	330
SIXTH STAGE EXTENDED														
Working Radius (ft.)	19.0	23.0	26.0	29.0	32.0	36.0	39.0	42.0	46.0	49.0	52.0	55.0	58.5	
Outriggers Maximum (lbs.)	770	660	620	560	490	460	440	420	390	370	350	300	220	
Outriggers Halfway (lbs.)	770	660	620	560	490	460	440	420	390	370	350	300	220	
Outriggers Minimum (lbs.)	770	660	620	560	490	460	440	420	390	370	350	300	220	

URW547 MINI-CRAWLER CRANE

		URW547C2URS-1 Diesel	URW547C2MRS-1 Diesel/Electric	URW547C2BRS-1 Battery/Electric		
Crane Capacity	Capacity:	8,920 lbs. @ 8.0 ft.				
Max Working Radius	Maximum:	59 ft.				
Max Lifting Height	Approximate:	60 ft.				
Turning Radius (ft.)	Minimum:	Turns within its dimensions				
Dimensions (ft.)	Folded: (w x h x l)	16.2 ft. x 4.5 ft x 6.5 ft.				
Weight	Unladen:	11,070 lbs.	11,070 lbs.	11,070 lbs.		
Outrigger Point Loading	Maximum:	Specific point landing available upon request				
Winch Speed	Approximate:	Single line speed: 223.1 ft./minute at 4th layer Hook Speed: 55.77 ft./min at 4th layer with 4-part line				
Telescopic System	Boom Length:	13.1 to 59.1 ft				
	Hydraulic Telescopic with Holding Valves:	36 ft. / 23 Seconds				
	Boom Type:	7-Section, hydraulically telescoping boom, hexagonal box construction				
Boom Lift Speed	Hydraulic with Holding Valves:	0° - 80° / 18 sec				
Swing Rotation	Worm Drive:	360° Continuous				
Traction System	Travel Speed:	Two Speed:	Low: 1.86 mph	High: 3.92 mph		
	Gradability:	23°				
	Track Ground Pressure:	5.22 psi				
Engine/Motor	Type:	Diesel	Diesel	Electric	Battery	Electric
	Manufacturer:	Mitsubishi	Yanmar	AC	DC	AC
	Tank Capacity:	10.5 gal	10.57 gal		N/A	
	Maximum Output:	21.1 HP	24.5 HP	10 HP*	48V	110V*
	Starting Method:	Electric Start			N/A	
Standard & Safety Equipment	<ul style="list-style-type: none"> • Full-function radio remote control • Centrally located infinite variable controls • Onboard self-diagnostic computer system • Hexagonal boom • Anti-two block system • Automatic hook stow system • 5 Axis fixed Glass Manipulator - Direct attachment to boom for rigid application • Over-winding prevention device and alarm • MYLAR® non-marking tracks for indoor applications • Minimum wire rope automatic stop • Hydraulic circuit pressure relief valve with bubble-style level for outrigger leveling • Rated Capacity Indicator (L.M.I.) • Interlock Monitoring Outrigger and Boom System • Custom SPYDERCRANE trailer with track mats, tool box, outrigger pads and fuel containers <p>* Electric Models are available in 208-230V 1Ø, 208-230V 3Ø and 440-460V 3Ø</p>					



Sales, Rentals, Service
1-888-427-8082